




بِسْمِ اللَّهِ الرَّحْمَنِ الرَّحِيمِ



THE HOLY QURAN

LAJNA IMAILLAH UK SEND LEARNING GUIDE





- **Children have a huge capacity to understand if they know why they are learning something. Before you begin to teach them how to read the Holy Quran explain why they are learning to read it, if they are able to understand.**
- **Explain that it is important to Muslims because it is the word of Allah.**
- **Explain that it contains a complete guide to living our lives in the best possible way.**

**"The best among you is the one who
learns the Qur'an and teaches it to
others."
(Bukhari)**



The Holy Qur'an is the fundamental basis of Islam. Its teachings affect every aspect of our lives as Ahmadi Muslims. The Holy Qur'an speaks of the need for acceptance for special needs and the need for special provision for them.

Developments in education in the last few years have allowed for an array of new techniques for teaching these children. There has been significant development of our understanding of special needs. This guide has been written to assist and inspire parents and teachers on how to develop strategies to teach their students.

The Holy Quran should be taught in achievable steps. The long term objective should be broken down into much smaller goals or objectives.

For example:

- LONG TERM LEARNING OBJECTIVE: I WOULD LIKE TO LEARN TO READ THE HOLY QURAN**
- SUCCESS CRITERIA: I WILL FINISH THE HOLY QURAN**
- 1ST SHORT TERM LO: TO LEARN MY ALPHABET**

Ideas for smaller objectives:

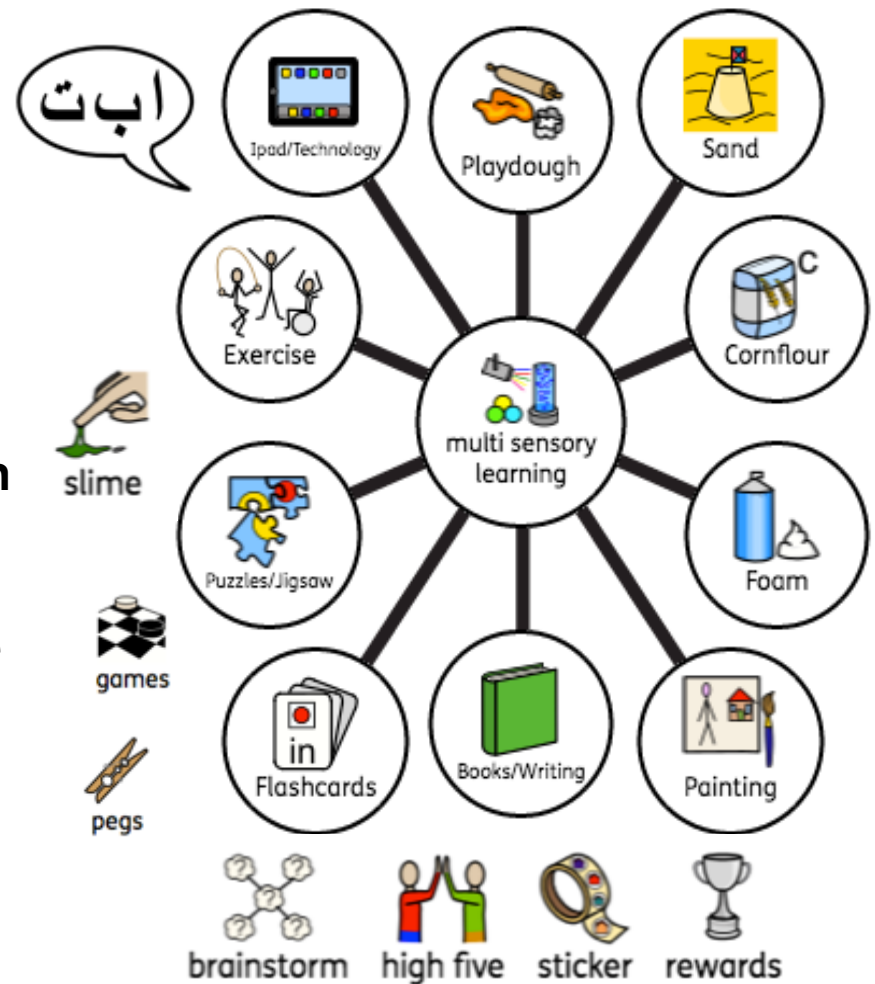
- Letter recognition and sounds
- Letter recognition in joined up form and sounds
- Fattha, Damma and Kasra sounds and recognition on each letter
- Vertical Fattha, Damma and Kasra long sounds and recognition on each letter
- Madda sound practice and recognition
- Fathatan, Dammatan and Kasratan sounds and recognition on each letter
- Sukoon recognition & no vowel and practice
- Shadda recognition of doubled stronger sound
- Devise simple reading tasks of words and sentences.



Some ideas to get you started on teaching the Holy Quran...



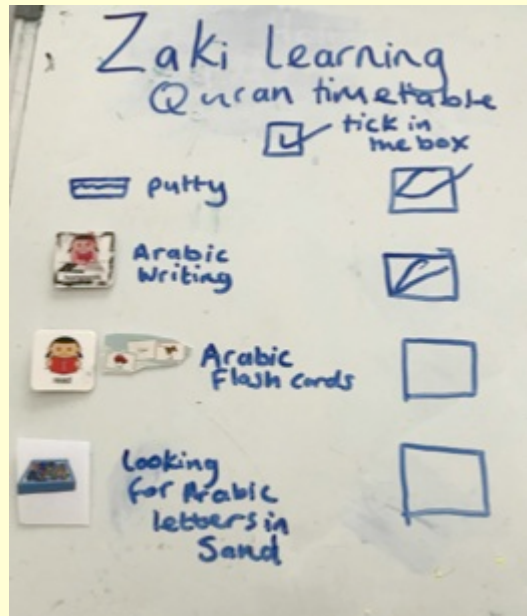
- **Make Learning Fun and Positive.**
- **Learning the alphabet – Yassarnal Quran**
- **Flash cards**
- **Puzzles & Jigsaws**
- **Incorporating letters and words in craft making**
- **Making learning fun and keeping student engaged**
- **Sensory regulation-Putty, Sand, Moon sand, Corn flour & Play dough.**
- **Ipad/Computer/Tablet/Kindle...**
- **Incorporate movement and exercise to maintain attention span.**
- **Lots of High fives, stickers and positive praise.**
- **Use internet for craft ideas**
- **Brainstorm & Communicate ideas with parents and Students .**



Lesson timetable or tick list activities



Visuals timetables/tick lists can be a useful learning aid for Taleem & Tarbiyyat of children and adults with S.E.N.D. Timetables help (what comes next in a series of activities) and 'executive functioning' (planning and organising).



1	2	3	4
Exercise	read arabic cards	find cards in sand	arabic writing

Activity Ideas:

In order to motivate learning it is important to create slow and steady building blocks of learning. We have provided some more examples of activities for the next stages of learning the Holy Quran.




Learning goal/objective:
Recognising joined up Arabic Letters :

Letter formation with play dough, sand or moon sand fulfils the sensory need of 'touch' and keeps the concentration needed to learn.





Activity Idea:

Cutting and joining flashcards practically like a puzzle.




Activity Idea:

Cutting and joining flashcards practically like a puzzle.



Activity Ideas for Recognising Fattha, Damma & Kasra sounds along with letters

Cutting and joining flashcards practically like a puzzle and writing the Fattha.



Examples of adapting Jama'at books and available resources to create activities

Different size photocopies can be made from some of the pages from Tahsinul Quran or from the link <http://talimulquran.org.uk/lessons/tahsinul-quran-lesson-1>

These pages can be used to make puzzles and games or even play snakes and ladders to incorporate a social element of learning Arabic. We have given some introductory examples to begin with but please feel free to use your imagination and creativity and trialling different methods which may help support the pupil in accessing learning the Holy Qur'an.



games



puzzle



flashcards



ipad



playdough



sand

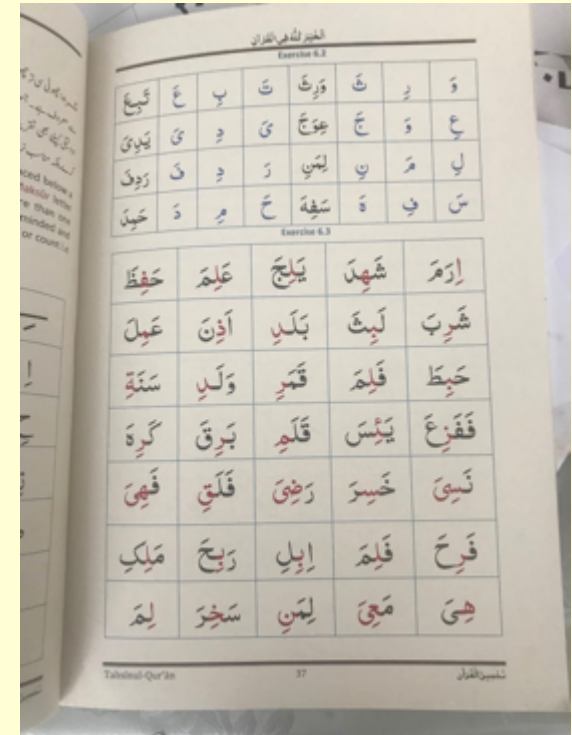



cornflour



pegs

Using Jamaat resources:



Remember to:

Learn all of the Arabic rules and symbols and adapting current Jamaat resources in order to learn to read The Holy Quran.

Resources Links for learning the Holy Quran:

Alislam Media library the Holy Quran

<https://www.alislam.org/v/c-10.html>

Alislam Holy Quran Section

<https://www.alislam.org/quran/>

<https://www.alislam.org/quran/split-word>

Alislam Yassernal Quran

<https://www.alislam.org/library/book/qaidah-yassarnal-quran/>

Alislam Yassernal Quran videos

https://www.alislam.org/v/k-Yassarnal_Quran.html

Talimul Quran

<https://www.alislam.org/library/book/talim-ul-quran/>

Basics of Religious Education

<https://www.alislam.org/library/books/BasicsReligiousEducation.pdf>

Talimul Quran

<http://nqc.org.uk/downloads/>

<http://talimulquran.org.uk/courses/tahsinul-quran-g1/>

Jamaat App List for learning the Holy Quran:



ipad



Yassarnal Quran

Majlis Khuddamul Ahmadiyya (UK)

OPEN



AhmadiKids: Learn & Play

Buffer HQ LLC

OPEN



**The Holy Quran
(Ahmadiyya Muslim C...**

Tahir Ahmed

GET



Holy Quran with English

The Holy Quran



Tahsinul Quran

Talimul Quran

OPEN