





# Lajna UK Special Needs & Disabilities Learning Guide




**The Lajna Special Needs & Disabilities Learning Guide was created following the approval by Hazoor-e-Aqdas(aba) in 2018 of a shura proposal put forward by the Lajna Imaillah UK, highlighting the need to focus on SEND (Special Educational Needs and Disabilities) provision. The aim of the learning guide is to provide a platform for learning for those Lajna and Nasirat who have special educational needs and need suggestions on alternative ways on how to acquire religious learning.**




**This guide does not provide all of the answers to match every style of learning, the spectrum of need and learning styles is vast. The Lajna SEND Learning Guide does make suggestions on how, for example, the Holy Quran can be taught in an alternative way to conventional methods. We have aimed to give alternative suggestions and resources for those learners who think outside 'the box' and so need to be taught in a creative manner as opposed to more conventional methods.**



**The Guide is not meant to be prescriptive in any way but, instead, offers ideas of how Lajna parents and carers, as well as Taleem/Education Secretaries, can facilitate learning with an element of differentiation. The aim is for the user to be able to use any part of the Guide at any time and to dip into it as and when they wish. Anyone can use it! You don't have to have special educational needs or a disability to access it and find it useful.**




**Why can't my child simply learn through repetition and rote learning? It is fundamental to the understanding of SEND to realise and accept that not everyone has the ability, particularly those children who are not neuro-typical, to even learn their salat or to learn to read the Holy Quran or to even recognise the Arabic alphabet. However, Lajna Imaillah UK understands that there is a growing need from Lajna mothers and carers and SEND professionals that we need a platform where children with SEND are provided with the opportunity to acquire some kind of religious learning and awareness of Islam.**




**It's so important to create a safe environment where your child feels comfortable to learn. It's also important to remember that all learning needs to be carried out in steps and is a process. When children are comfortable in an environment that is conducive to learning their minds are more receptive. Think about that learning space and how it should be adapted to your child's needs. So, remember take one step at a time!**





**We also understand that no one person learns in the same manner and we are all as individual in terms of our learning styles as are our finger prints. As well as our senses having an impact on how we learn we all have a combination of learning styles where one mode can dominate the others. Learning is a multi-sensory process.**



**Broadly speaking these are:**

**1. Visual – Learners who see to learn**


**2. Auditory – Learners who hear to learn**

**3. Kinaesthetic – Learners who move and do to learn**

**4. Reading & Writing**









**So, remember these types of learning modes when teaching your children! Adapt your style of teaching and the resources you use their learning style.**


**Fundamental to any learning process is the understanding that we need to build blocks of knowledge and the concepts attached to this knowledge and that this learning is a process which is individual to every human. As such, the suggestions we make are not necessarily time sensitive but when considering what you want to teach your children do consider:**

- The overall objective you want to achieve**
- The small steps that are needed to achieve this larger objective**




For example, the overall objective may be to learn the Holy Quran, which is a very large objective, but the smaller steps would start with the first step of recognising the alphabet.





**In this guide we aim to provide a variety of teaching methods, resources, internet resources, apps and book lists which can be used to aid learners and their teachers. We have put this content onto PowerPoint presentations so that it can just as easily be shared with a class of children and Lajna or with one child.**



**Finally, we wish you every success in using this guide and we pray that the task of teaching your children about Islam becomes one full of blessings and joy! May Allah enable all of our children's hearts and minds open to learning. Ameen.**